


Print, Process, and Purpose Learning Series from
The Fabric Workshop and Museum

Lesson 1: Drawing for Pattern Design





Apprentice Training Program

College/Postgrad ([link](#))


High School ([link](#))






Katie Kaplan, FWM Apprentice






Emilia Brintnall, FWM Apprentice





Doah Lee, FWM Apprentice





Addoley Dzegede, "Here and Elsewhere," 2015, FWM Apprentice





Jun Kaneko



Claes Oldenburg



Kiki Smith



Robert Morris



Renee Green



Ugo Rondinone




Betty Woodman



Jacqueline Faith Quinn

*Print Designer for Women's
Fashion*

jacquelinefaithquinn.com




Careers in pattern design

Dan Isaac Bortz Time Change Generator

*Women & Men's Fashion
Design*

timechangegenerator.com




Careers in pattern design




Galbraith & Paul

*Block printed textiles for the
interior design trade - fabric,
wallpaper and rugs*


galbraithandpaul.com






Careers in pattern design





**Discover repeating patterns in your neighborhood or home,
sketch or photograph them!**








**Can you find the motif, and the repeating module
in the patterns you found?**





repeat highlighted in pink










Creating Swatch Samples






Drawing Repeat Pattern on mylar





Exposing mylar or “positive”




Exposure Unit in progress



Washing out an exposed screen



Measuring & Pinning Fabric



Screenprinting a repeat pattern on fabric



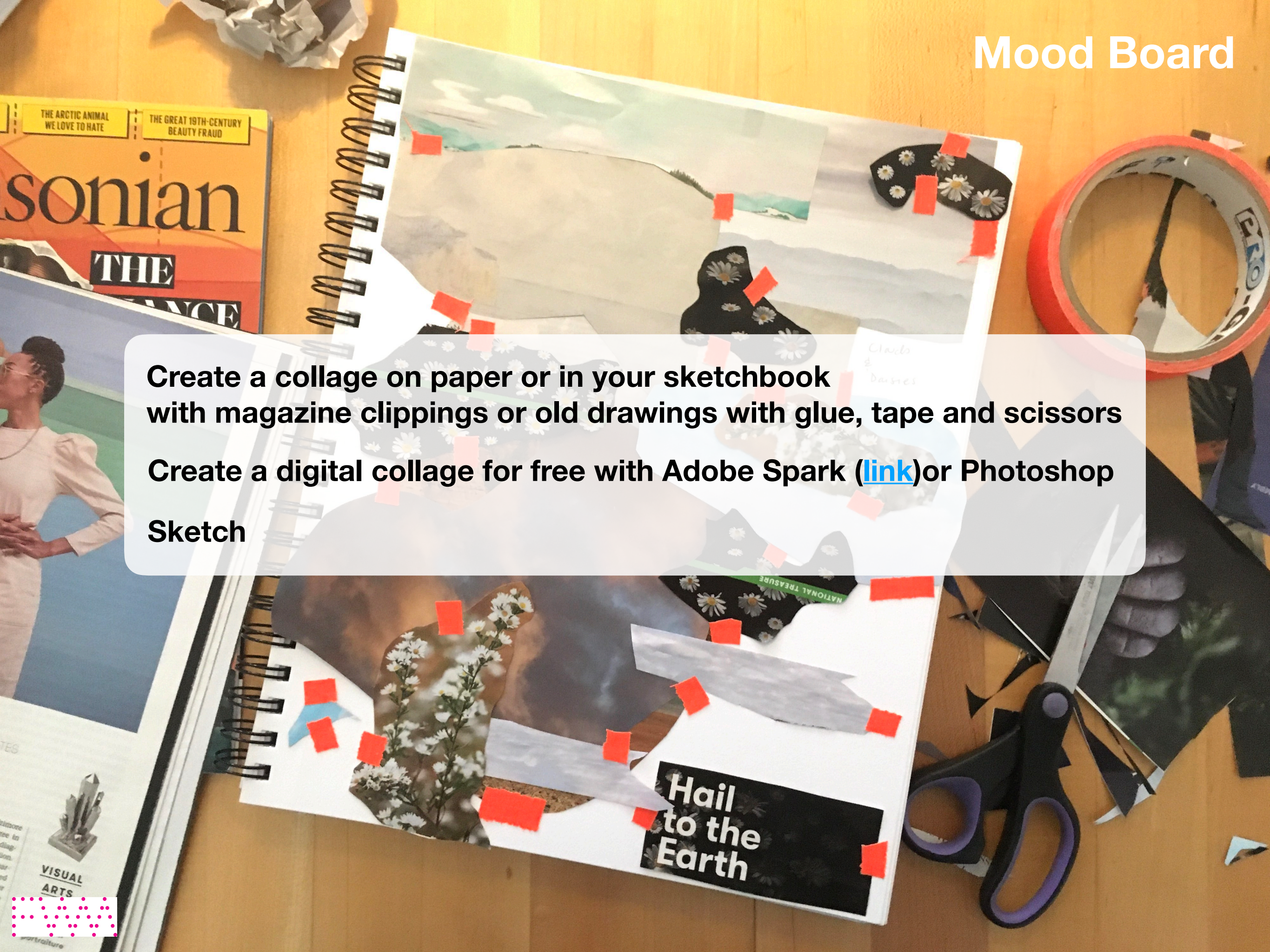
Doah Lee, FWM Apprentice



Mood Board

Create a collage on paper or in your sketchbook with magazine clippings or old drawings with glue, tape and scissors

Create a digital collage for free with Adobe Spark ([link](#)) or Photoshop

Sketch






Drawing Repeat Pattern on mylar



Shigeo Fukuda




Peggy Dean



Kathe Kollwitz



Walter Crane



Bridget Riley



Marjane Satrapi





Black & White Drawing Techniques for Screenprinting

Supplies

Paper
Ruler
Pencil
Eraser

Any black drawing material:

Pen
Marker
Crayon
Charcoal
Ink (and brush or calligraphy pen)
Graphite
China marker
Colored Pencil





Create a Motif

Materials

Paper 8" x 8"
Pencil
Eraser
Black Pen
Black Marker
Black Crayon
Charcoal
Any black drawing material



Sketch in pencil first,
and then add your
black drawing on top.



#FWMatHome

@fabricworkshop

Share what you created!

I'd love to see:

Found patterns around your home and neighborhood,
and if you're able to find the motif, and repeating
module!

Mood boards!

Mark making experiments!

and your own Motif drawings!



The background image shows a workshop storage area. Shelves are filled with numerous plastic buckets of various colors (blue, purple, brown, tan, pink, yellow, green, purple) each with a white label. Labels include 'W', 'NB', 'V', 'VB', 'AQB', 'UM', 'R', 'S82', 'S99', 'O', 'GY', 'Y', and 'G'. To the right, there are bottles of Vivitone and Dynalene pigments. Below the shelves is a white workbench with several paintbrushes and blobs of paint in blue, red, black, brown, white, and orange. A small orange bucket with a label 'Orange you glad I did Banana? 7-31-19' is on the left. A semi-transparent white box with rounded corners is centered over the image, containing text.

Thank you!

Please reach out with questions!
ashley@fabricworkshopandmuseum.org

www.fabricworkshopandmuseum.org

